



Proposed Roadway Typical Sections




Phase 1: (4-Lanes) 42-foot Raised Median



Phase 2: Ultimate (6-Lanes) 18-foot Raised Median

- Lanes are typically 12 feet wide
- 11-foot inside lanes are used south of Lexington Drive to avoid residential right-of-way.
- All outside lanes are required to be 14 feet wide for bicycle accommodation.



**Phase 2: Ultimate (6-Lanes) Left & Right Turn Lanes
Shown 6-foot Raised Median**