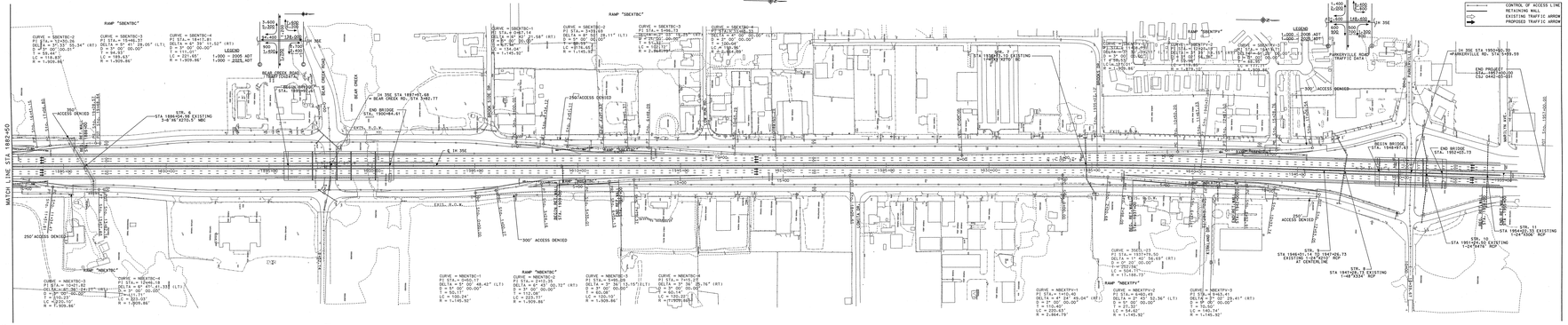

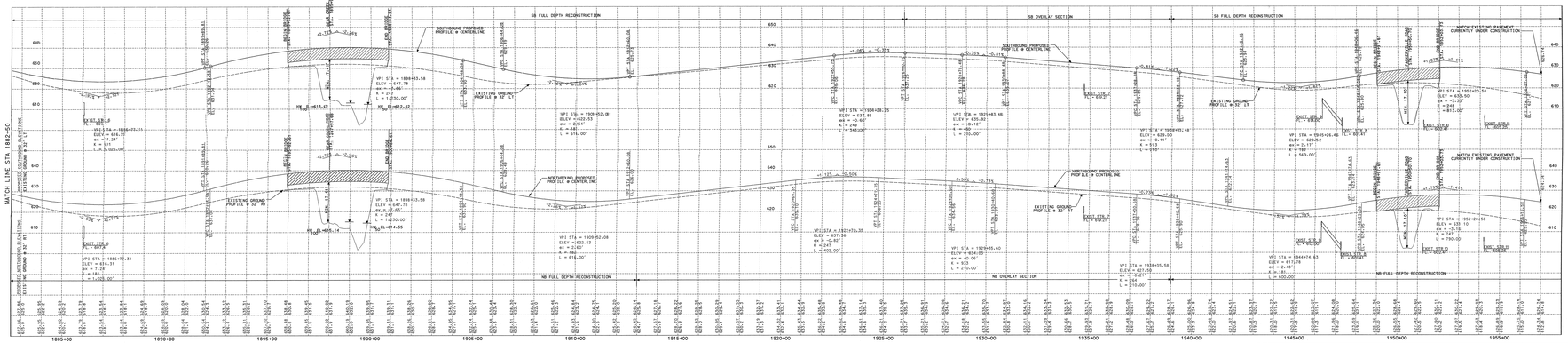

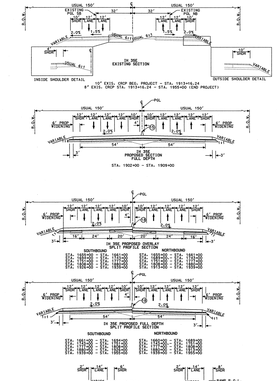

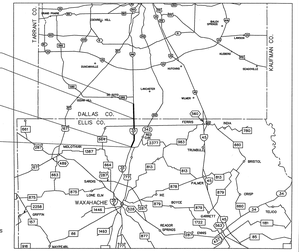

SUPERELEVATION TABLE

NORTHBOUND MAINLANES		SOUTHBOUND MAINLANES	
STATION	X-SLOPE	STATION	X-SLOPE
1855+94.84	-2.00	1855+94.84	-2.00
1857+95.94	+3.40	1857+95.94	-3.40
1882+00.09	+3.40	1883+11.72	-3.40
1887+40.09	-2.00	1885+16.82	-2.00
1842+24.54	-2.00	1842+24.54	-2.00
1844+25.64	+3.40	1844+25.64	-3.40
1845+20.83	+3.40	1845+20.83	-3.40
1847+25.33	-2.00	1847+25.33	-2.00
1957+00.00	-2.00	1957+00.00	-2.00

LEGEND

- SINGLE SLOPE CTB
- TYPE T101 BRIDGE TRAFFIC RAILING
- EXISTING CTB
- EXISTING MALLAS SINGLE SLOPE CTB
- TY IV BRIDGE

NOT A BIDDING DOCUMENT

Engineer: Lisa Ramy P.E.
P.E. Number: In hdgt
Date: 2-8-2013

LTA
LAND TECHNOLOGIES INC
400 N. St. Paul
Dallas, Texas 75201
(214)979-1944
Fax (214)979-2080

Texas Department of Transportation
© 2003

IH35E SCHEMATIC

SCALES: H: 1"=100' V: 1"=10' ROLL 4 OF 5

FEDERAL AID PROJECT NO.			SHEET NO.
REGION	DIVISION	STATE	
6	6	TEXAS	38

CONTROL SECTION JOB			HIGHWAY NO.
STATE	DISTRICT	COUNTY(IES)	
TEXAS	DALLAS	ELLIS/DALLAS	IH 35E

PROJECT NO.	CONTROL	SECTION	JOB	SHEET NO.
LTR	0442	03	031,etc.	4